

S-535

CAT. 3 ATEX

COMPACT

PUSH-PULL
GEAR DRIVEN TECHNOLOGY

DIMENSIONS
AND INSTALLATION
REQUIREMENTS



II 3 G Ex db eb h ia mc IIC T4 Gc
II 3 D Ex h ia mc tb IIIB T135°C Dc

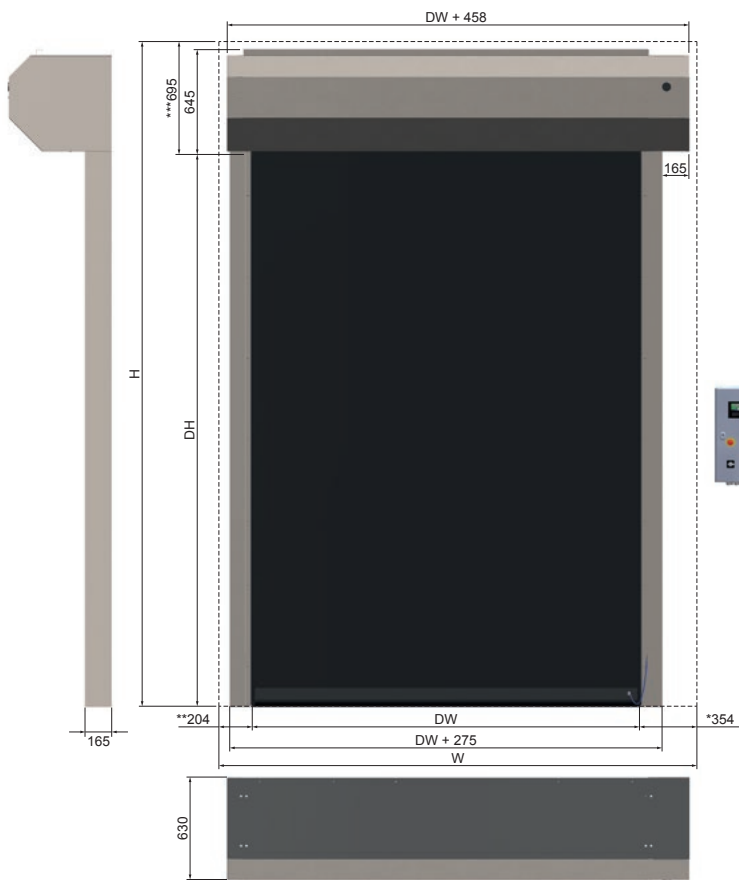


CE APRAGAZ 22ATEX0221 X
T ambient -10°C ~ +45°C

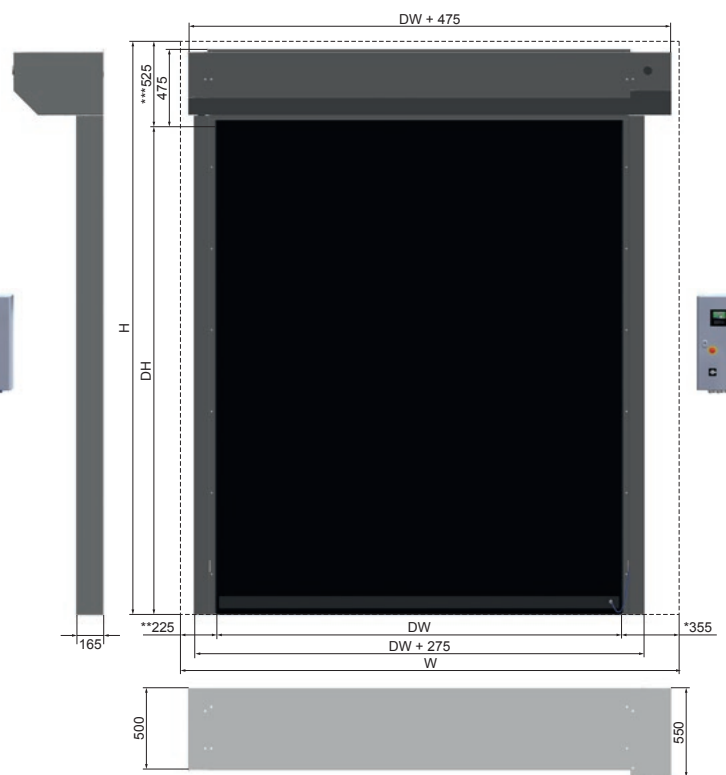


Technical Datasheet

S-535 ≥ 4000



S-535 < 4000



Key

W	Width side wall
H	Height side wall
DW	Horizontal opening
DH	Vertical opening

Standard cable length: 5m
Optional: 10m, 15m, ...

Consider the space required for installation

S-535 ≥ 4000

Top of door	***695mm
Left side	**204mm
Right side	*354mm

S-535 < 4000

Top of door	***525mm
Left side	**225mm
Right side	*355mm

Door dimensions (mm)

S-535

	Min	Max
DW	1000	5500
DH	1000	5500



All indicated dimensions are net; the space necessary for mounting and maintenance has to be provided.
Reduced dimensions: upon request.
REMARK: Based on the risk analysis of the environment, extra push buttons, detectors and covers might be required.



Access our Public Configurator
to design your next Dynaco door.

S-535

CAT. 3 ATEX COMPACT

PUSH-PULL
GEAR DRIVEN TECHNOLOGY

Designed for




Dynaco offers a wide range of products for several industrial applications.
Find out more on www.dynacodoor.com.

EN13241-1 standards

Test acc.	Ref.	Standard	Results
WATER PERMEABILITY	EN 12425	EN 12489	Class 1
WIND LOAD	EN 12424	EN 12444	Class 1
WIND PERMEABILITY	EN 12426	EN 12427	Class 1*
SAFE OPENINGS	EN 12453	EN 12445	Pass
MECHANICAL RESISTANCE	EN 12604	EN 12605	Pass
UNINTENDED MOVEMENTS	EN 12604	EN 12605	Pass
CURTAIN THERMAL TRANSMITTANCE	EN 12428	EN 12428	6,02 W/m ² K
PERFORMANCE (CYCLES)	EN 12604	EN 12605	1.000.000

* Valid for a door of 3500 x 3500mm

Characteristics

MAX. DIMENSIONS	DW 5500 mm x DH 5500 mm
OPENING SPEED	Maximum 1 m/s
CLOSING SPEED	1 m/s
STRUCTURE	Stainless steel: 80 x 40 x 3 mm.
DRUM	Stainless steel - Ø 102 x 1,2 mm.
SIDE GUIDES	Reinforced antistatic polyethylene (PE-UHMW1000 carbon black) on springs.
MOTOR	4 poles, without brake. Ex d Power 1,5 kW - IP rating: IP66
STANDARD DETECTORS	Ex ia infrared barrier: 300 mm from the floor. Bottom edge detection via intrinsic safety barrier
POWER SUPPLY FREQUENCY	Single phase 230 V - 16 A. Frequency: 50-60 Hz
ADVISED OPERATING TEMPERATURE	-10°C ÷ +45°C
AVAILABLE COLOURS COMPARABLE WITH: (actual colours may deviate, colour samples available upon request)	Black RAL 9005 

Control Unit

Standard: DYNALOGIC 4
(Steel - Optional: stainless steel)

- Single phase 230 V AC 1.9kVA
50-60 Hz
- Controller with frequency inverter with brake resistor
- Enclosure: 600x400x200 mm
- Foil keypad
- 7-segment display
- 10 inputs
- 2 relays
- 1 digital output
- 24 V DC / 500 mA
- Main switch
- Emergency stop

All variants are also available in 3x400V(+N)



Dynaco Europe NV
Waverstraat 21 B-9310 Moorsel-Aalst (Belgium)
Tel. +32 53 72 98 98 info@dynacodoor.com
www.dynacodoor.com

About Dynaco

Dynaco is the world leader in high speed door technology. It offers state of the art solutions for both commercial and industrial applications, including sectional overhead doors.

Founded in 1987, Dynaco has acquired an extensive expertise in high performance doors. Yet it continues to invest in order to exceed your expectations of quality and performance. A network of certified and dedicated partners ensures an optimal service to customers all over Europe.

Dynaco is part of the ASSA ABLOY Group, the world leader in access solutions. Every day, we help billions of people experience a more open world.