

# S-545

## CAT. 3 ATEX

### POWER

**PUSH-PULL**  
GEAR DRIVEN TECHNOLOGY

**DIMENSIONS**  
**AND INSTALLATION**  
**REQUIREMENTS**



II 3 G Ex db eb h ia mc IIC T4 Gc  
II 3 D Ex h ia mc tb IIIB T135°C Dc

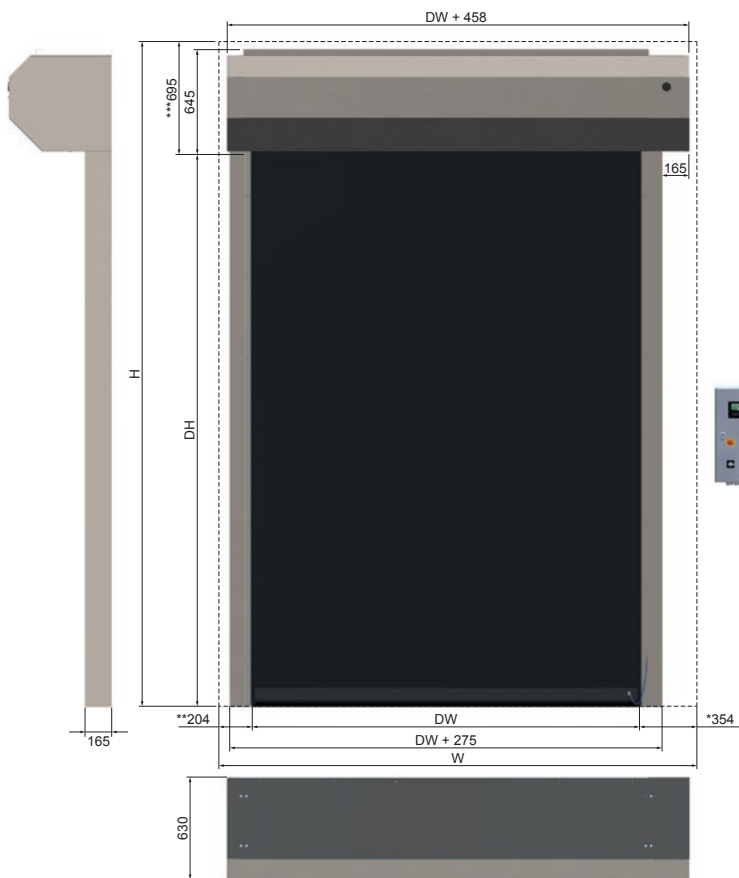


CE APRAGAZ 22ATEX0221 X  
T ambient -10°C ~ +45°C

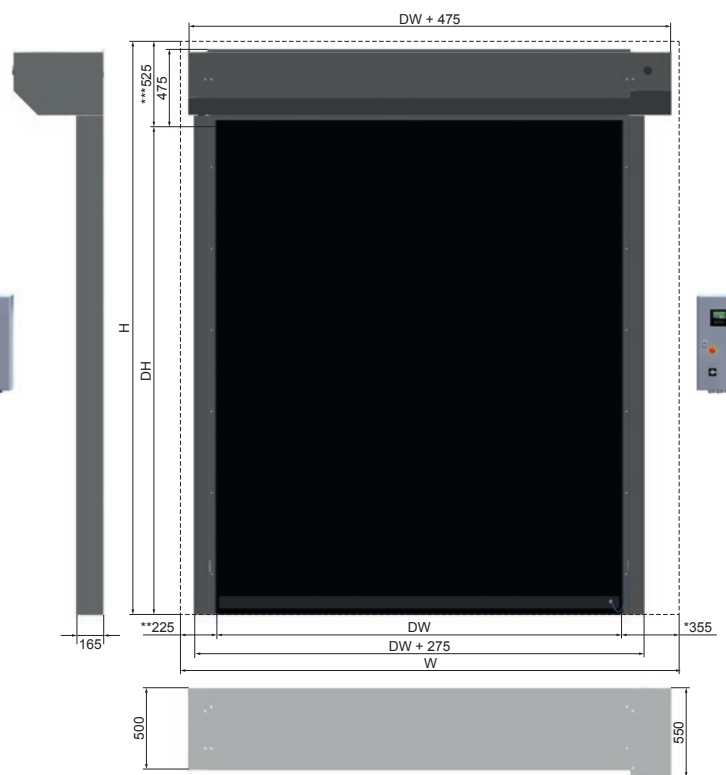


## Technical Datasheet

### S-545 ≥ 4000



### S-545 < 4000



#### Key

<b>W</b>	Width side wall
<b>H</b>	Height side wall
<b>DW</b>	Horizontal opening
<b>DH</b>	Vertical opening

Standard cable length: 5m  
Optional: 10m, 15m, ...

#### Consider the space required for installation

##### S-545 ≥ 4000

Top of door	***695mm
Left side	**204mm
Right side	*354mm

##### S-545 < 4000

Top of door	***525mm
Left side	**225mm
Right side	*355mm

#### Door dimensions (mm)

##### S-545

	Min	Max
<b>DW</b>	1000	5500
<b>DH</b>	1000	5500



All indicated dimensions are net; the space necessary for mounting and maintenance has to be provided.  
Reduced dimensions: upon request.  
REMARK: Based on the risk analysis of the environment, extra push buttons, detectors and covers might be required.



Access our Public Configurator  
to design your next Dynaco door.

# S-545

## CAT. 3 ATEX POWER

**PUSH-PULL**  
GEAR DRIVEN TECHNOLOGY

## Designed for



Dynaco offers a wide range of products for several industrial applications.  
Find out more on [www.dynacodoor.com](http://www.dynacodoor.com).

### EN13241-1 standards

Test acc.	Ref.	Standard	Results
<b>WATER PERMEABILITY</b>	EN 12425	EN 12489	Class 2
<b>WIND LOAD</b>	EN 12424	EN 12444	Class 3*
<b>WIND PERMEABILITY</b>	EN 12426	EN 12427	Class 1**
<b>SAFE OPENINGS</b>	EN 12453	EN 12445	Pass
<b>MECHANICAL RESISTANCE</b>	EN 12604	EN 12605	Pass
<b>UNINTENDED MOVEMENTS</b>	EN 12604	EN 12605	Pass
<b>CURTAIN THERMAL TRANSMITTANCE</b>	EN 12428	EN 12428	6,02 W/m <sup>2</sup> K
<b>PERFORMANCE (CYCLES)</b>	EN 12604	EN 12605	1.000.000

\* The indicated class for wind resistance applies for maximum dimensions.  
For doors up to W 4000 mm x H 5500 mm: Class 4

\*\* Valid for a door of 3500 x 3500mm


### Control Unit

**Standard:** DYNALOGIC 4  
(Steel - Optional: stainless steel)

- Single phase 230 V AC 1.9kVA  
50-60 Hz
- Controller with frequency inverter with brake resistor
- Enclosure: 600x400x200 mm
- Foil keypad
- 7-segment display
- 10 inputs
- 2 relays
- 1 digital output
- 24 V DC / 500 mA
- Main switch
- Emergency stop

All variants are also available in 3x400V(+N)

### Characteristics

<b>MAX. DIMENSIONS</b>	DW 5500 mm x DH 5500 mm
<b>OPENING SPEED</b>	Maximum 1 m/s
<b>CLOSING SPEED</b>	1 m/s
<b>STRUCTURE</b>	Stainless steel: 80 x 40 x 3 mm.
<b>DRUM</b>	Stainless steel - Ø 102 x 1,2 mm.
<b>SIDE GUIDES</b>	Reinforced antistatic polyethylene (PE-UHMW1000 carbon black) on springs. Lower 300 mm of side guides reinforced.
<b>MOTOR</b>	4 poles, without brake. Ex d Power 1,5 kW - IP rating: IP66
<b>STANDARD DETECTORS</b>	Ex ia infrared barrier: 300 mm from the floor. Bottom edge detection via intrinsic safety barrier
<b>POWER SUPPLY FREQUENCY</b>	Single phase 230 V - 16 A. Frequency: 50-60 Hz
<b>ADVISED OPERATING TEMPERATURE</b>	-10°C ÷ +45°C
<b>AVAILABLE COLOURS COMPARABLE WITH:</b> (actual colours may deviate, colour samples available upon request)	Black      RAL 9005 



Dynaco Europe NV  
Waverstraat 21 B-9310 Moorsel-Aalst (Belgium)  
Tel. +32 53 72 98 98    info@dynacodoor.com  
[www.dynacodoor.com](http://www.dynacodoor.com)

#### About Dynaco

Dynaco is the world leader in high speed door technology. It offers state of the art solutions for both commercial and industrial applications, including sectional overhead doors.

Founded in 1987, Dynaco has acquired an extensive expertise in high performance doors. Yet it continues to invest in order to exceed your expectations of quality and performance. A network of certified and dedicated partners ensures an optimal service to customers all over Europe.

Dynaco is part of the ASSA ABLOY Group, the world leader in access solutions. Every day, we help billions of people experience a more open world.